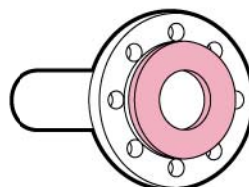


ΕΡΓΑΛΕΙΑ ΚΟΠΗΣ
ΠΑΡΕΜΒΥΣΜΑΤΩΝ



KLINGER

Circular Slitting Saw Equipment



*With a Klinger circular slitting saw
you are equipped for any emergency.
You can manufacture rings, collars, hoops
and bands from 80 mm to 1250 mm diameter
in all gauges – at the turn of a hand.*

KLINGER – The global leader in static sealing

Making the equipment operational

First adjust the centring bolt **1** to the size of the required circular slitter. For this purpose, employ the incorporated tape line, by attaching it to the centring bolt. The set radius can be read off the slitter position.

Insert the slitter substrate on the centring bolt and set the slitting depth on the small hand wheel **2** so that the slitter just cuts into the substrate but does not touch the counter roller in the rail. This setting should then be secured with the counter nut.

Thereafter, turn the slitter height back to the initial position.

Slitting routines

You can now commence the circular slitting operations. A centring boring has already been tapped into the small plate with the punch supplied.

By turning the large hand wheel **3**, the circular slitter **4** can then be moved together with the small plate. The depth the slitter can be engaged stage by stage by means of the small hand wheel per turn of the workpiece depends on the gauge and the hardness of the plate presented. The ideal gauge is between 0.5 and 2.0 mm.

With experience the operator will increasingly obtain a feeling for the correct engagement.

A few tips from practice

When slitting circular features in excess of 750 mm exterior diameter, the edges of the plate cut should be removed, so that the workpiece can be turned without hinderance.


In cases of circular features over 3 mm gauge, it is advisable to turn the workpiece after slitting through half of the thickness and recommence and complete the work from the opposite side.



Replacement slitters and servicing


The circular slitter is disposable. You can grind it back into condition or merely dispose and replace it. The slitter supplied is found on the small hand wheel and is attached by a central screw. The slitter drive shaft should preferably be greased at regular intervals. There are two nipples available for greasing routines.

Cut Rings in one quick cut



Our "tiny one" for rapid servicing work on customer workshops

The "tiny one" is ideal for mobile workshops. It is easy to transport, quick to install and simple to handle and comes equipped with slitting work face, centering bolt, slitter and slitter callipers. The equipment can be employed to process all work from 300 mm outside diameters to 25 mm inner diameters.



Technical specifications at a glance

The slitting substrate supplied is of 3 mm gauge and has a diameter of 400 mm. Diameters available are 400 mm, 700 mm and 1270 mm.

New:
Circular slitters
of specially hardened steel

Dimensions and weights

Length max.	1,100 mm
Height max.	250 mm
Width max.	170 mm
Weight	6.5 kg

Working application

Min. circular feature diameter, dependent on gauge	approx. 80 mm
Max. circular feature diameter	1,250 mm
Circular feature width, dependent on type of workpiece	up to 1 mm
Circular feature width max.	160 mm
Slitting depth, dependent on type of workpiece	up to 9 mm

For your choice of the right gasket we offer you a proved communication concept which leads you step by step to the right decision.

1. Applications overview:

The gasket characteristics compared with the criteria to be met in typical application.

2. Product documentation:

A separate data sheet is supplied for each gasket in our range. The pT diagrams are an invaluable aid to selecting the gasket most suitable for a particular application.

3. Data on chemical resistance:

This section indicates the resistance of the individual Klinger gaskets to over 200 chemicals in common use.

4. Technical information by Fax:

Let us have the details of your particular gasket requirements and you will receive a prompt reply, in some cases within 24 hours.

5. Sealing calculations on your PC:

For the experienced specialist we have developed a powerful program which will answer all your questions on gasket construction, design and maintenance. We supply the software with on-line help.

6. Ideally you should run your own tests:

We will supply the materials you need to carry out tests under your own operating conditions.

7. On-sit advice:

With particularly difficult problems we shall be glad to advice you on-site. We can supply products adapted from our existing range or custom-formulated products.


KLINGER
EXPERT
Powerful sealing calculation
with online help on
CD-ROM



**Certified according to
DIN EN ISO 9001:2000**

Subject to technical alterations.
Issue: March 2006

KLINGER GmbH
Rich.-Klinger-Straße 37
D-65510 Idstein
Phone +49 (0) 6126-4016-0
Fax +49 (0) 6126-4016-11/-22
e-mail: mail@klinger.de
<http://www.klinger.de>