



CHRYSSAFIDIS

valve cimberio

304414A 1/2

CIM 34PL

ΚΑΝΟΥΛΕΣ ΜΕ ΥΠΟΔΟΧΗ ΛΟΥΚΕΤΟΥ

RUBISTAR - BALL BIB COCK WITH PAD LOCK WING



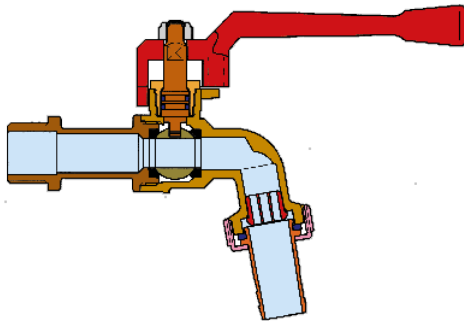
SERVICE RECOMMENDATIONS:

The RUBISTAR are manufactured in accordance with EN29000 - ISO9000 and can be used for domestic plumbing, industrial applications, agricultural requirements, generally with every non aggressive fluid.

ADVANTAGES:

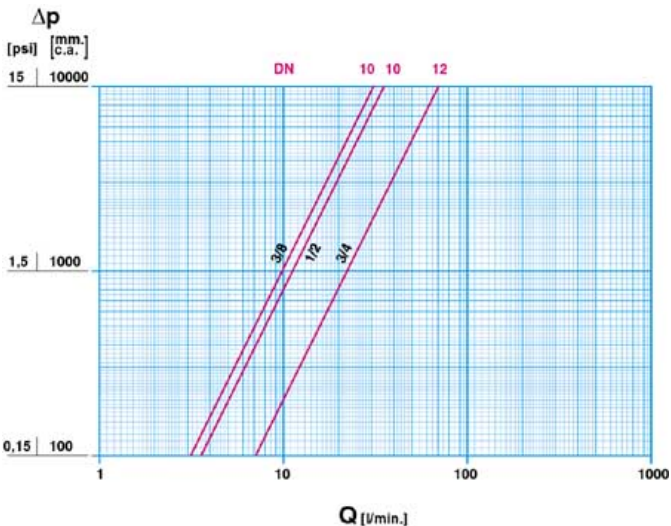
Exceptional wear resistance superior to the traditional bib cock; completely leak proof under any normal working condition. The angle through design offers little resistance to flow and reduces pressure drop to a minimum.

CROSS SECTION



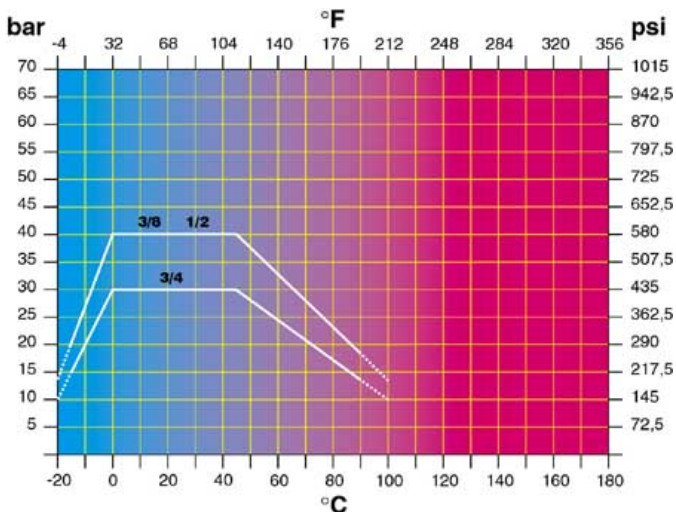
NUT :	SELF LOCKING TYPE
HANDLE :	ALLUMINIUM ALLOY AL-SI 12
STEM :	MACHINED FROM DRAWN BRASS BAR EN12164 CW 614N
STEM RING :	MACHINED FROM DRAWN BRASS BAR EN12164 CW 614N
O-RING :	NBR
EXTENSION :	HOT FORGED BRASS EN12165 CW 617N
BALL GASKETS :	P.T.F.E.
BALL :	MACHINED FROM DRAWN BRASS BAR EN12164 CW 614N
BODY :	HOT FORGED BRASS EN12165 CW 617N
RING :	MACHINED FROM DRAWN BRASS BAR EN12164 CW 614N
HOSE UNION :	MACHINED FROM DRAWN BRASS BAR EN12164 CW 614N
WASHER :	RUBBER
STREAM CUT :	NYLON 6/6

FLOW AND PRESSURE DROP



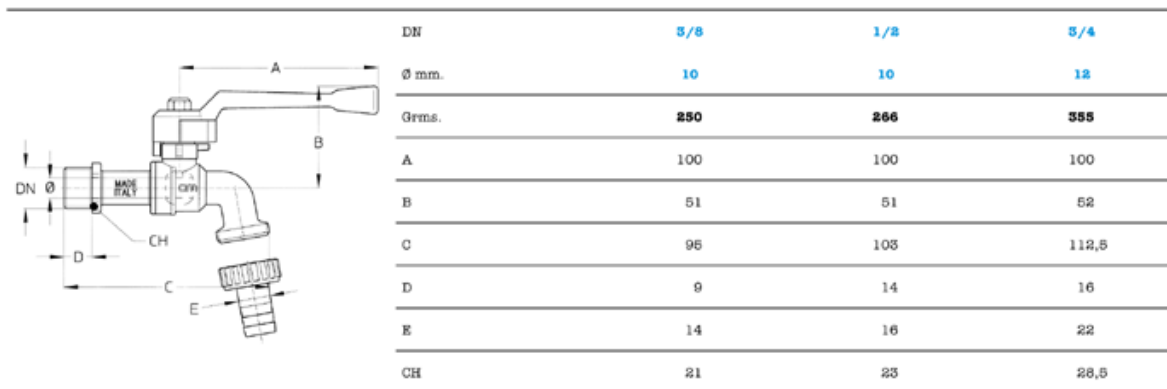
Flow and pressure drop
 1 l/min = 0,06 m³/h
 1 m³/h = 16,67 l/min

PRESSURE TEMPERATURE RATINGS



Pressure / temperature ratings
 1 bar = 14,5 p.s.i.
 $^{\circ}\text{C} = 5/9 (^{\circ}\text{F}-32)$
 $^{\circ}\text{F} = 32+9/5 ^{\circ}\text{C}$

TECHNICAL DRAWING



Connection:
 ISO 228

On request:
 ANSI B.1.20.1 (NPT)

TECHNICAL CHARACTERISTICS

	KV	CM	CS	MT
DN	3/8		1/2	3/4
Ø mm.	10		10	12
KV	1,8		2	4,3
CM	1		1	1
CS	2		2	2
MT	10		10	10

KV = Capacity in m³/h at pressure drop of 1 bar

CM = Working torque in Nm.

CS = Starting torque in Nm.

MT = Maximum torque on the stem in Nm.

